



THS17

Temperature and humidity transmitter (Digital / Analog)



Introduction

eYc THS17, Digital Temp. & Humidity Transmitter, which is probe type to monitor Temp. and humidity 【2 in 1】, provides plastic or metal case. Embedded semiconductor MEMS sensor that is the reason of THS17 has nicer long-term stability of measuring and react quickly feature, compact size easy to install. Also you can choose output type, 4 ... 20mA (2-wire), 0 ... 10 V(3-wire) or RS-485.

Feature

- 【2-in-1】 Real-Time data of temperature & humidity
- 【2-kind housing】 PC fire-proof class plastic and SUS304 metal housing
- 【High C/P ratio】 Economic price, high accuracy, nicer long-term stability
- 【MEMS】 Semiconductor sensor
- 【Sensor protected】 Anti-condensation protection
- 【Output Type】 Digital : RS-485 ; Analog : 4 ... 20 mA or 0 ... 10 V.
- 【Install quickly】 Compact size and elegant outlook and easy to install

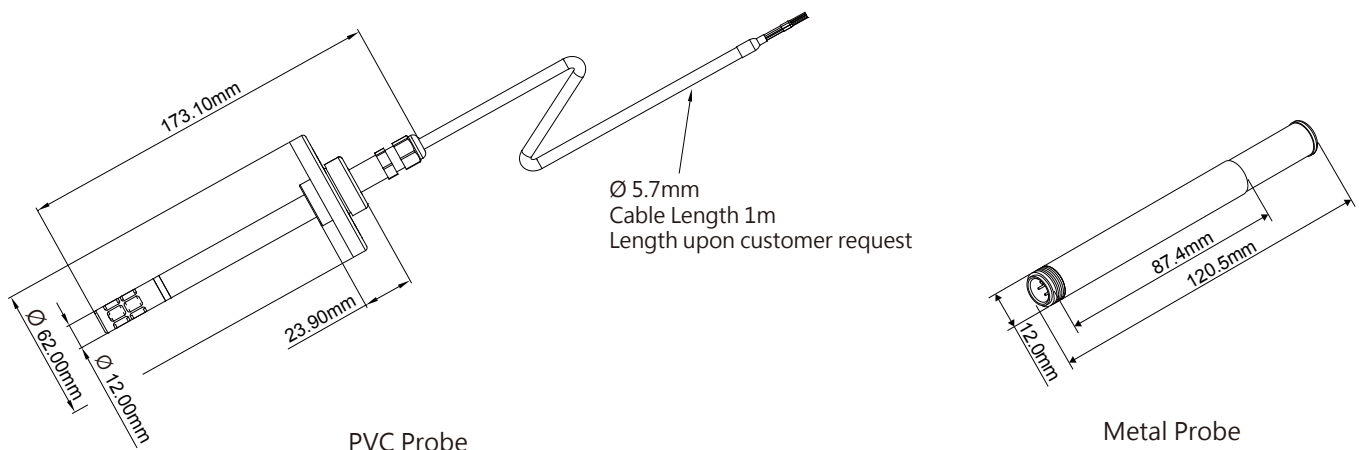
Applications

- Monitoring for HVAC process / Air conditioning / Environmental ventilation control
- Environmental monitoring for building / Factory / Clean room / Laboratory
- Monitoring for storeroom / Crisper / Agriculture / Food industry
- Temperature and humidity measuring in machinery or equipment

Specification

Input		Electric	
Temperature	MEMS	Power Supply	10 ... 28VDC(2-Wire); 19 ... 28VDC(3-Wire)
Humidity	MEMS	Current Consumption	2-Wire DC : max. 45mA 3-Wire DC : max. 6mA
Measuring Range		Electric Connection	PVC Cable 0.32 mm ² x 4C
Temperature	+ 0 ... + 50 °C	Installation	
Humidity	+ 0 ... + 100 °C (non-cond.)	Installation	Flange (PVC / Metal)
Output		Protection	
Output	4 ... 20 mA ; 0 ... 10 V ; RS-485	Protection Rating	IP 24 (Sensor) ; IP 65 (Housing)
Signal connection	2 Wire ; 3 Wire	Electric Protection	⊗Polarity protection ⊗Over-voltage ⊗Short-circuit
Warm-up Time		Certification	
< 2 min. · stable time 20 mins.		CE	Emission :
Response Time			EN 61326-1:2013
t63 (15 ... 45 °C / 33 to 75 % RH) ≤ 10 secs.			CISPR11:2015 Group 1 Class B
Sampling Time			Immunity :
about 3 secs.			EN 61326-1:2013
Temperature Influence			IEC 61000-4-2:2008
max. - 0.15 %RH / °C (0 ... 80 °C)			IEC 61000-4-3:2006+A1:2007+A2:2010
Accuracy (at + 25 °C)			IEC 61000-4-8:2009
Temperature	± 0.5 °C (Suggest range : 10 ... 50 °C)	Material	
Humidity	± 5 %RH (30 ... 80 %RH)	Housing	Plastic : PC fire-proof class (PC-110) (UL94V-2) ; Metal : SUS304
(May vary according to actual environmental conditions)		Cable	PVC
Environment		Optional Accessory	Metal fitting Thread / Metal flange
Media Measured	Ambient	Weight	
Working Environment	+ 0 ... + 50 °C / 0 ... 100 %RH (non-cond.)	Plastic (with cable)	105 g
Storage Temperature	- 20 ... + 60 °C	Metal (with cable)	146 g

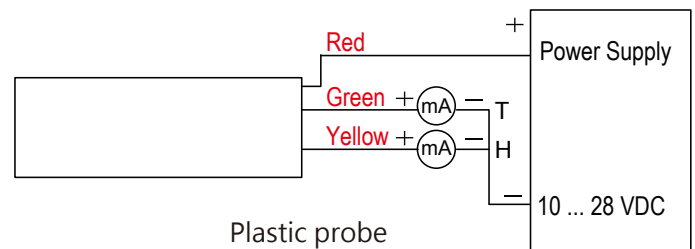
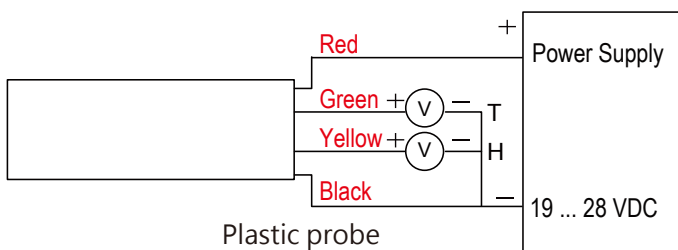
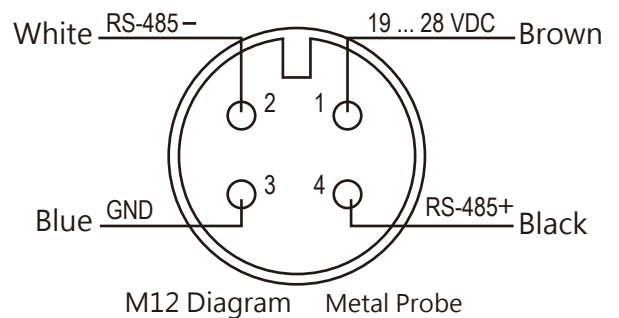
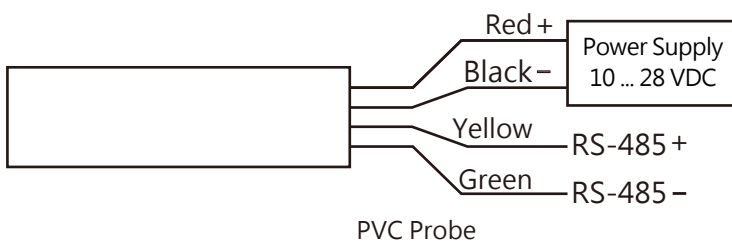
Dimension



Ordering Guide

Item	THS	17	—	H	M6	2	—	30	00	—	N
Installation	Probe Type	17									
Function	Temperature / Humidity output Temperature output Humidity output		— — —	A T H							
Output	RS-485 (Plastic probe) RS-485 (Metal probe + M12 plug) 4 ... 20 mA (2-wire) Plastic probe 0 ... 10 V (3-wire) Plastic probe			— — — —	PX MX P1 P6						
Power Supply	10 ... 28 VDC (2-Wire) 19 ... 28 VDC (3-Wire)				— —	1 2					
Temperature	+ 0 ... + 50 °C Customize None						— — —	30 YY XX			
Humidity	0 ... 100%RH None							— —	00 XX		
Options	2 m wire Other None									— — —	2 W N

Diagram



| Additional option (ILAC / TAF) Test report |



Additional option : Yuden standard calibration laboratory test report (TAF accreditation: 3032) complying with ISO /IEC 17025. TAF has mutual recognition arrangement with ILAC MRA

Project	Measurand level or range
Hygrometer	3 basic points(25°C. 30%. 50%. 80%)
	Temperature : 0°C ... 70°C
	Humidity : 10% ... 95%